

OVERVIEW OF RESULTS OF 2019 WPLC DIGITAL COLLECTIONS LIBRARY SURVEY

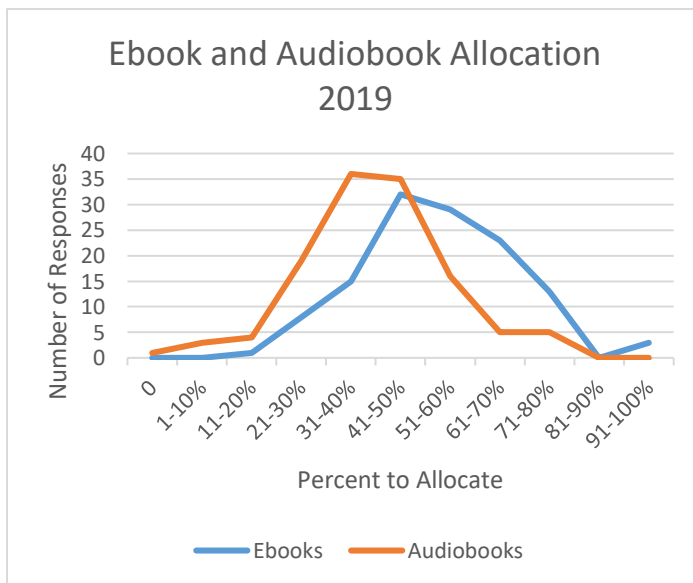
Prepared on April 29, 2019

The WPLC Digital Collections Library Survey was open from March 25th through April 15th. There were 131 respondents and system staff or libraries from 14 of the 16 systems responded to the survey.

Percentages in the overview data below are rounded to the nearest whole number.

COLLECTION ALLOCATIONS

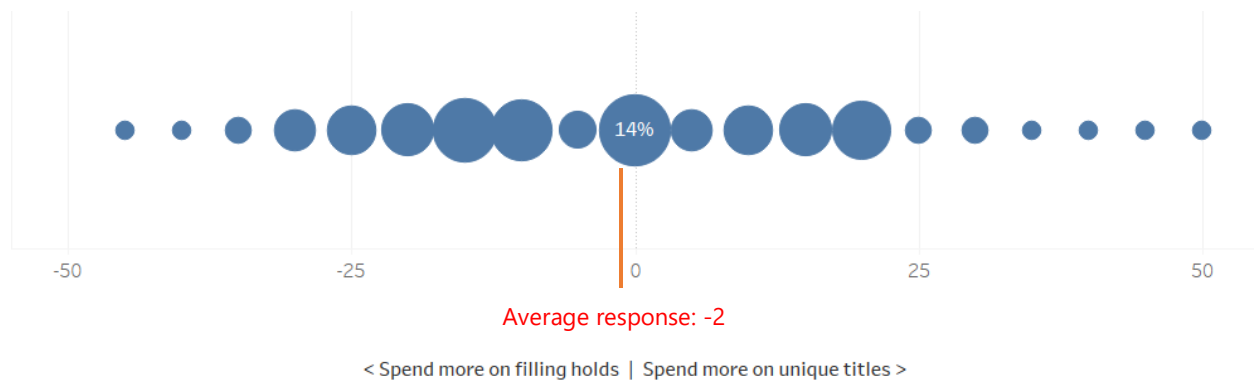
Respondents allocated an average of 56% to the \$1.15 million buying pool for ebooks and 44% to audiobooks. The table and graph below show more details regarding the respondents' chosen allocation distribution. The graph (left) contains information about the number of respondents who allocated that percentage to ebooks or audiobooks. The table (right) shows what percentage of respondents allocated that percentage range of the buying pool to ebooks or audiobooks. For instance, in the table below, 12% of respondents allocated between 31-40% of the buying pool to ebooks and 29% allocated that percentage to audiobooks.



% Allocated	Ebooks	Audiobooks
0%	0%	<1%
1-10%	0%	2%
11-20%	1%	3%
21-30%	6%	15%
31-40%	12%	29%
41-50%	26%	28%
51-60%	23%	13%
61-70%	19%	4%
71-80%	10%	4%
81-90%	0%	0%
91-100%	<1%	0%

For collection make up, respondents were asked to use a slider to indicate how they would like the WPLC to spend its budget on Wisconsin's Digital Library collection. One side of the slider represented spending all the money on copies of titles already in the collection to fill holds and reduce wait time while the other side represented spending all the money on new titles that are

not yet in the collection to increase its scope. The middle of the slider represented spending equal amounts of money on both. The average response skewed very slightly toward spending all the money on copies of titles already in the collection to fill holds and reduce wait time.



It was shared in the survey that statewide spending on OverDrive content is 3.8% of the total collection expenditure for all libraries, and Overdrive checkouts account for 6.9% of statewide circulation. Respondents were then asked how supportive they would be of allocating more of their collection budget to digital materials. 79% of respondents were supportive or very supportive while 21% were unsupportive or very unsupportive.

COLLECTION GENRE COMPOSITION

- 53% of respondents felt there were too few ebooks in Bestselling Fiction, Bestselling Nonfiction (46%), Young Adult (32%), and Mystery/Thriller (30%).
- 10% of respondents felt there were too many ebooks in Business, Cooking (9%), Information Technology (9%), and Romance (9%).
- 64% of respondents felt there were too few audiobooks in Bestselling Fiction, Bestselling Nonfiction (56%), Mystery/Thriller (40%), and Young Adult (36%).
- 10% of respondents felt there were too many audiobooks in Hobbies/Crafts, Business (9%) Cooking (9%), and Information Technology (9%).

WISCONSIN'S DIGITAL LIBRARY - OVERDRIVE

- 83% of respondents agree or strongly agree that titles patrons want are usually in the collection to check out or place a hold on, while some respondents (17%) disagree or strongly disagree.
- 80% of respondents disagree or strongly disagree that patrons are able to get the ebooks and audiobooks they want in a timely manner.
- 83% of respondents agree or strongly agree that the website is easy for patrons to use
- 66% of respondents agree or strongly agree that the OverDrive app is easy for patrons to use; 91% agree or strongly agree that Libby is easy for patrons to use.

- Respondents (83%) agree or strongly agree that patrons can get help with from OverDrive or Libby help resources if they need it.
- Respondents were asked about the importance to patrons of features not currently available in Libby:
 - 91% thought compatibility with Kindle tablets was important or very important
 - 85% thought a feature to recommend titles to purchase was important or very important
 - 73% thought a wishlist feature was important or very important
 - 63% thought implementing an interface language other than English was important or very important
- Respondents were asked to share what additional features they would like to see in Libby. In addition to reiterating the features already asked about previously, respondents suggested:
 - Improvements to audiobook controls
 - Improved subject searching and cataloging
 - Improved accessibility for seniors and patrons with disabilities
 - Text-to-speech and speech-to-text enhancements
 - Permanent settings configurations
- 88% of respondents felt comfortable or very comfortable providing support to patrons for Libby. 85% felt comfortable or very comfortable providing support to patrons for the OverDrive app and 79% comfortable or very comfortable providing support to patrons on the desktop version of Wisconsin's Digital Library.
- Respondents were asked how likely patrons would be to check out titles on business/entrepreneurship and language learning, 61% responded that patrons would be likely or very likely to checkout titles from a business/entrepreneurship collection and 70% would be likely or very likely to checkout titles from a language learning collection.
- Most libraries (55%) do not participate in community reads outside of the OverDrive Big Library Read; 40% do.

WISCONSIN'S DIGITAL LIBRARY – BIBLIOBOARD

- 88% of respondents were aware of the Wisconsin Author Project, 87% of respondents were aware of BiblioBoard Library, 56% were aware of SELF-e, and 53% were aware of Pressbooks.
- 16% had used or helped patrons with the Wisconsin Author Project, 14% had used or helped patrons with BiblioBoard Library, 3% had used or helped patrons with SELF-e, and 3% with Pressbooks.

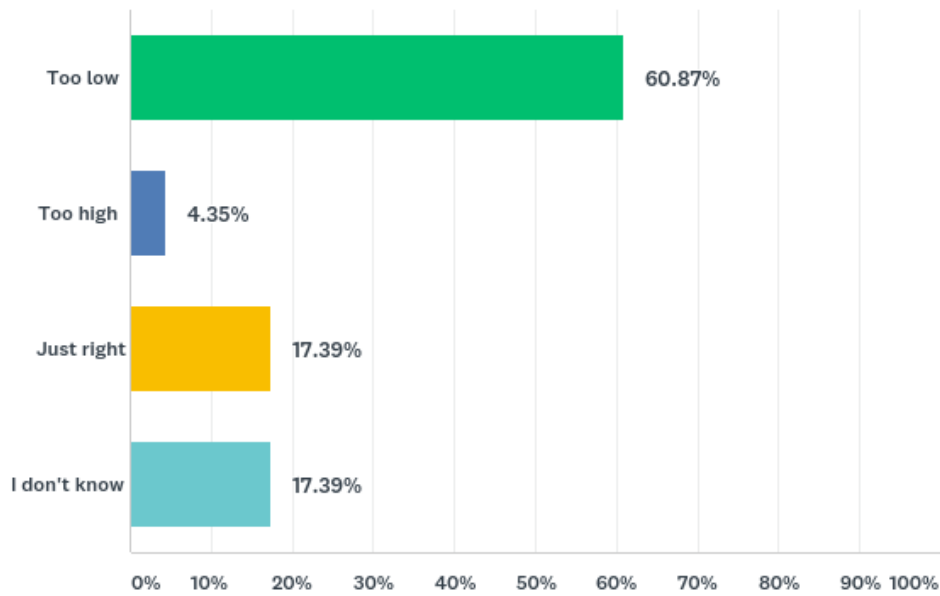
COLLECTION BUDGET ADEQUACY

Respondents were asked if they think the current buying pool amount is too low, too high, or just right for the current collection demand. Below are the responses by library system:

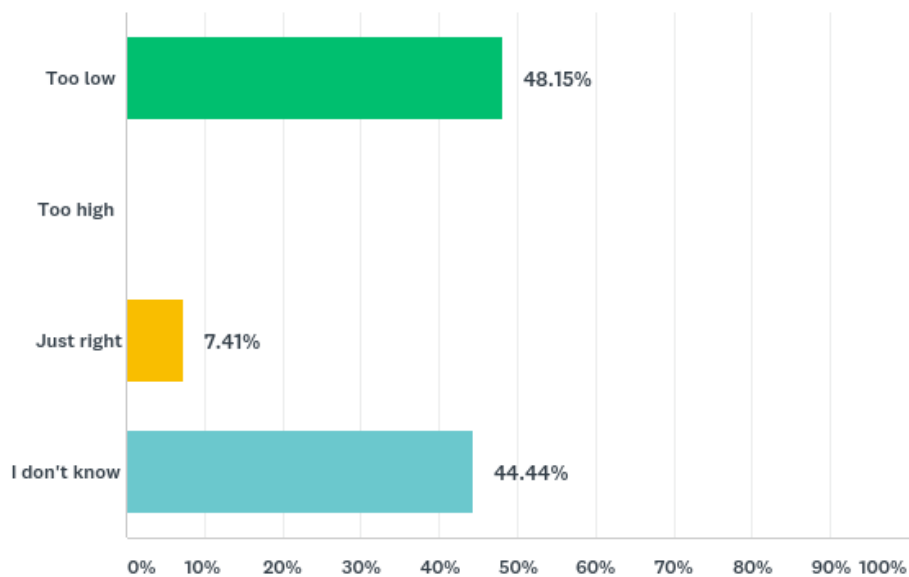
Arrowhead Library System (0 responses)

No Arrowhead Library System staff or libraries completed the survey

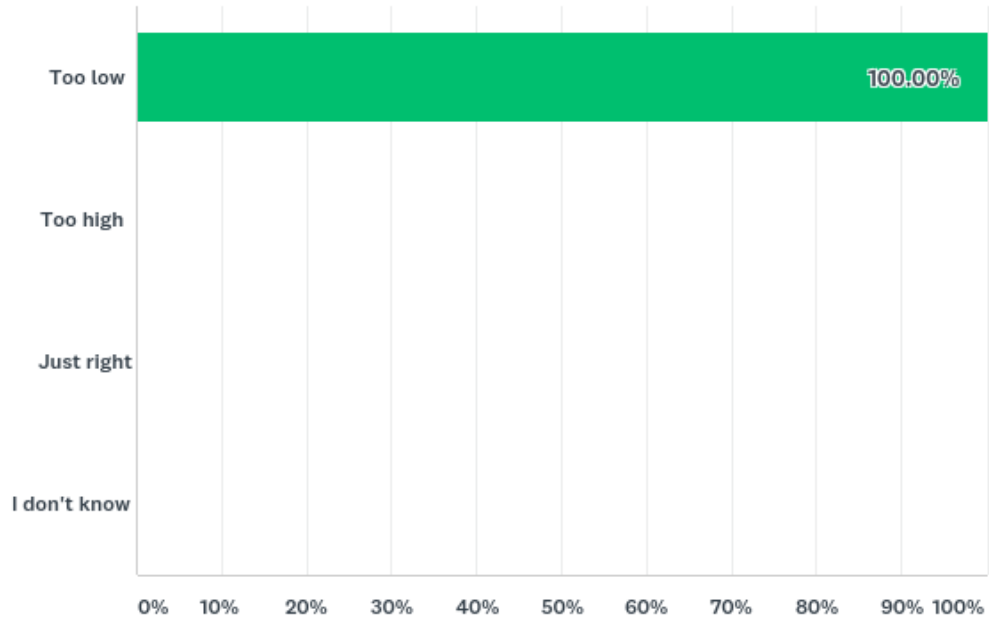
Bridges Library System (23 responses)



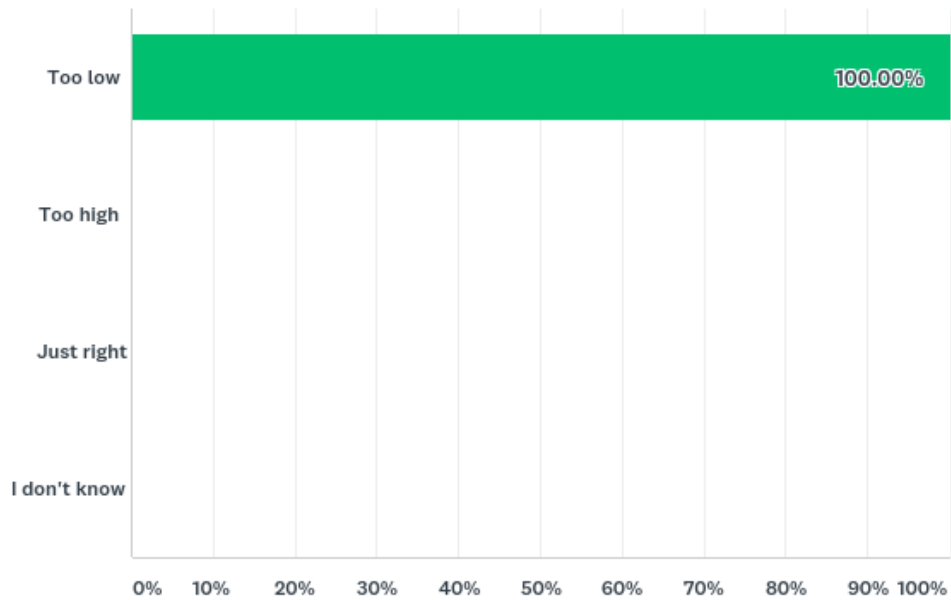
IFLS Library System (27 responses)



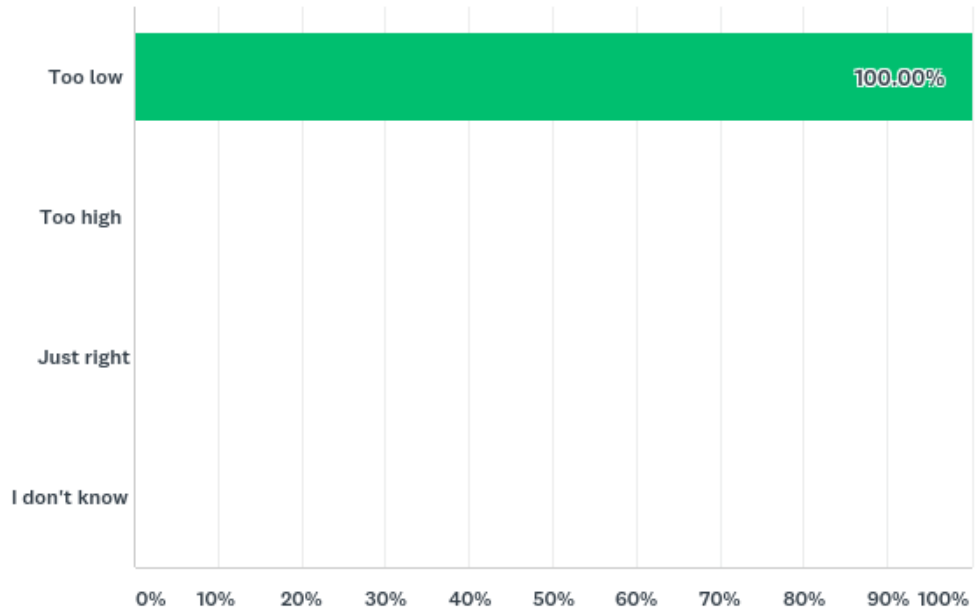
Kenosha Library System (2 responses)



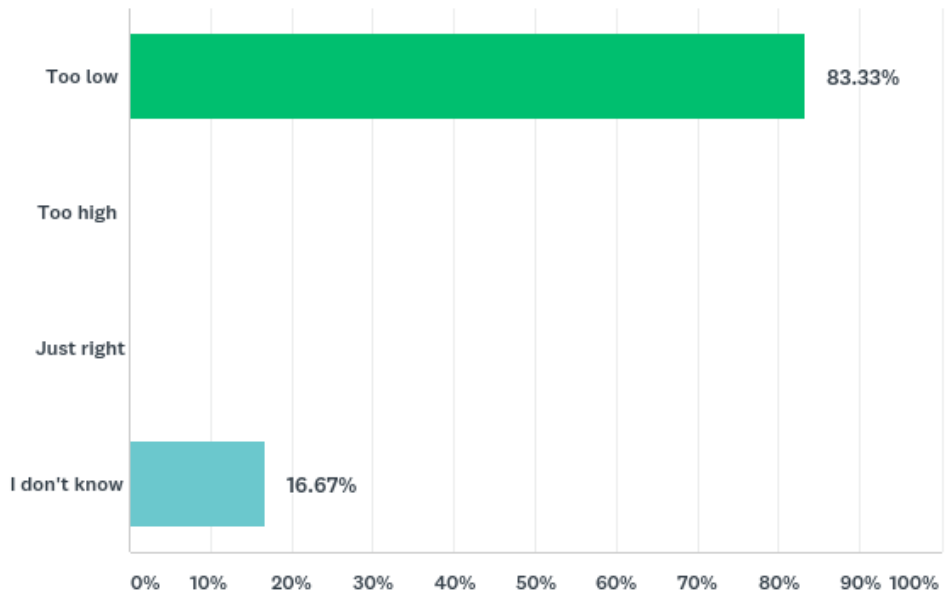
Lakeshores Library System (1 response)



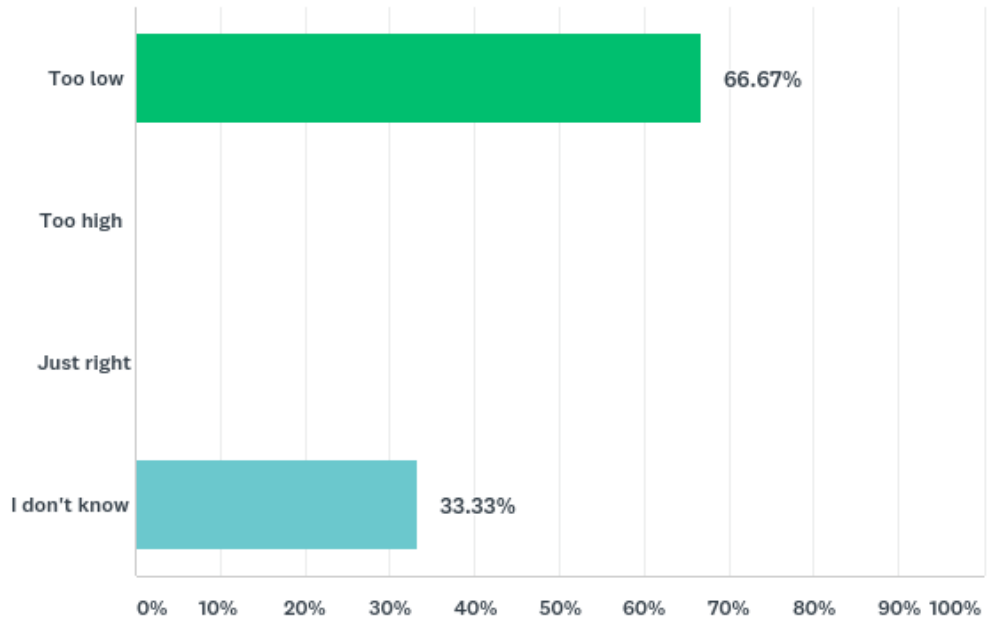
Manitowoc-Calumet Library System (2 responses)



Milwaukee County Federated Library System (6 responses)



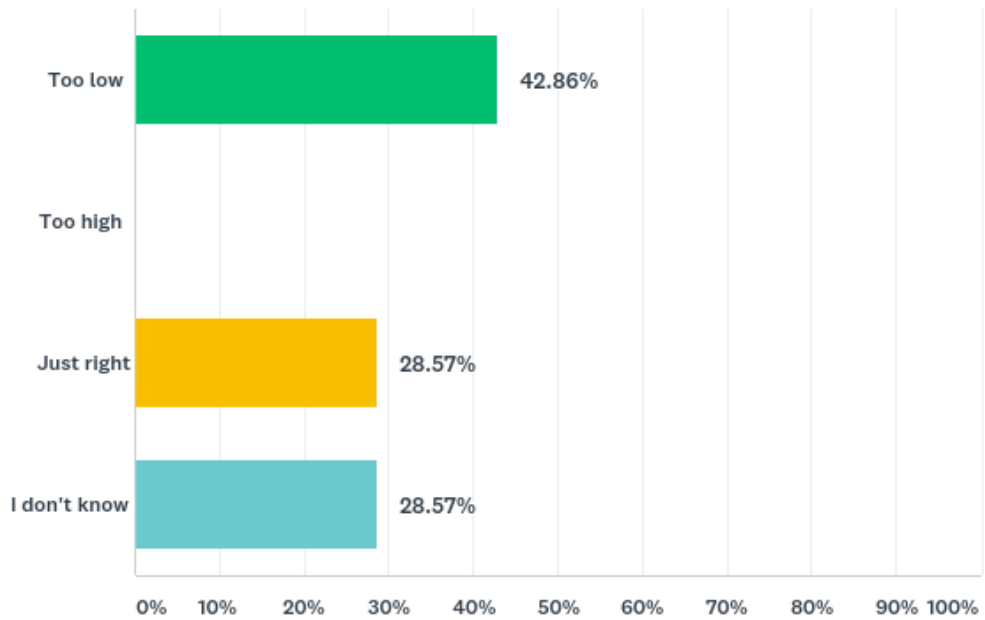
Monarch Library System (3 responses)



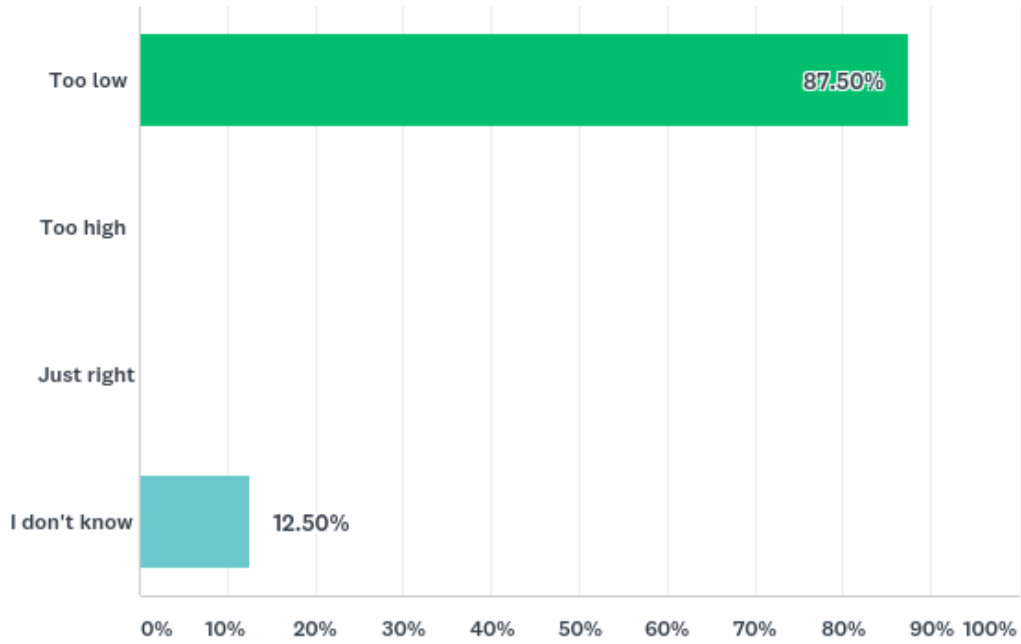
Nicolet Federated Library System (0 responses)

No Nicolet Federated Library System staff or libraries completed the survey

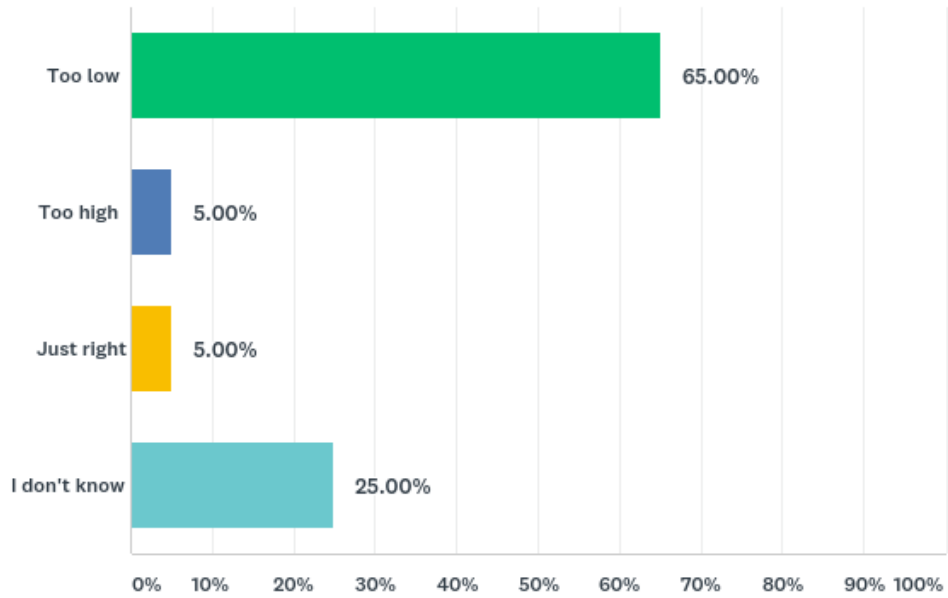
Northern Waters Library System (7 responses)



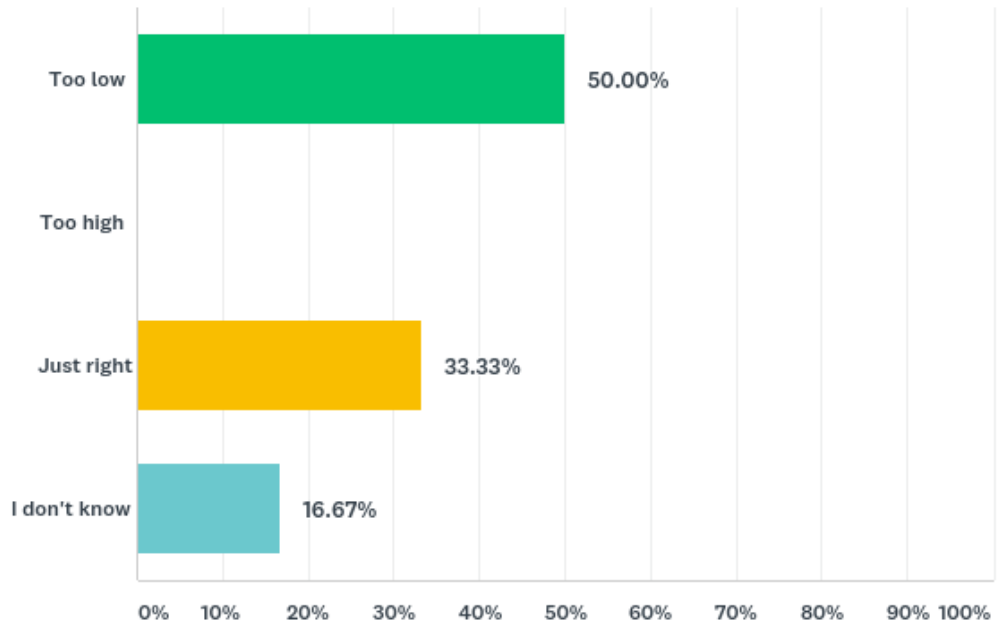
Outagamie Waupaca Library System (8 responses)



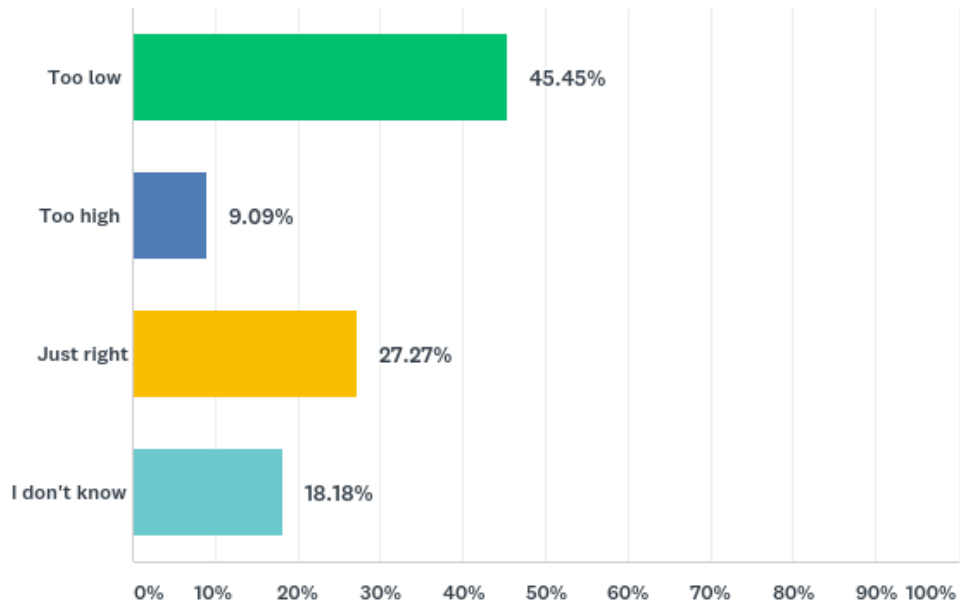
South Central Library System (20 responses)



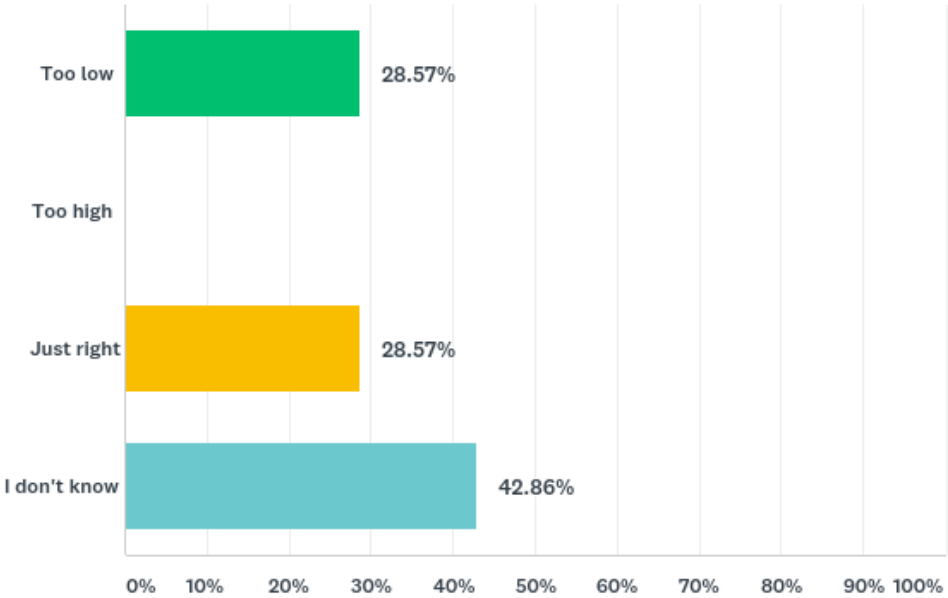
Southwest Wisconsin Library System (6 responses)



Winding Rivers Library System (11 responses)



Winnefox Library System (7 responses)



Wisconsin Valley Library Service (7 responses)

